

Easy to install,
meeting the
demands
of optimum
security



Chubbsafes InstaVault

SECURING YOUR FUTURE

Key Features

- High quality protection using modern high specification materials and technology.
- Can be integrated into various environments (for example new buildings, existing buildings and to strengthen strong room units).
- Manufactured to correspond with the latest security standards.
- The InstaVault can be individually designed to any shape or size.
- Standard categories available SABS 3, 4 or 5.



From



Bishopsgate

Chubbsafes
Trusted the world over.

Vault Rooms - Securing your future

An increasing number of institutions and companies are concerned about protecting their high value assets. Banks, pharmaceutical companies and commercial businesses are examples of those who have recently expressed such concerns. In response to this issue, Gunnebo have designed the Chubb safes InstaVault room. Easy to install and packed full of quality features, this bespoke and future orientated solution is proven to meet the demand for optimum security. After your purchase, you can be assured that Gunnebo will constantly work with you towards meeting your security objectives. Such customer support has led to the InstaVault being the preferred choice for customers wanting a vault room.

QUALITY FEATURES

Testing:

The vault rooms are certified and tested by the SABS to the latest security standard.

Construction:

The InstaVault room consists of modular panels which are assembled together using a bolted or welded construction. On completion, the appearance of the vault can be improved by traditional methods e.g. plasterboard cladding or blockwork and plaster finish. The room is then secured by a vault door to the same security standard. Depending on the size of the InstaVault, emergency or additional doors can be incorporated. Every section of the Chubb safes InstaVault has a burglary resistance equivalent to either the SABS Category 3, 4 or 5 vault door.

Wall panels:

The panels are constructed from steel pans tiled with a reinforced Chubb safes Borox SP barrier material matrix. This construction remains uniform throughout all grades.

Floor and Roof panels:

The panels are constructed from the same material as the wall panels. Roof panels are manufactured to the maximum lengths as provided in the product specification. Roof spans exceeding the panel lengths will require an internal support structure. This can be designed to suit the internal layout of the vault.

DESIGN FEATURES

Size and layout:

The InstaVault can be supplied in a range of standard sizes or on a bespoke basis, to suit any shape or size, subject to a full and comprehensive survey.

Finish:

Externally, the panels are as cast semi rough finish. Final finish by client or other if required.

Design:

The Chubb safes InstaVault is designed to overcome the following potential areas of weakness:

- Corner Joints - There are no joints at the corners as all panels are fastened at the side sections.
- Panel connections - These are made internally so that no fixings are visible from the exterior. Panels have a stepped construction using half lap joints so that fixings are fully protected by the barrier.
- Roof and Floor - These sections are recessed into the side sections to prevent side access and again the panels are stepped.
- Barrier Thickness - The InstaVault has a standard panel thickness of 160mm thick barrier material.
- Fire Resistance - SABS Group 3 tested in a furnace where temperatures exceed 1000C over a period of two hours.

Layout drawings:

On agreement of specification and layout, schematic drawings can be raised for client approval.

Vault configuration:

Dependant on the project requirements, InstaVaults can be supplied and installed in both 5 sided and 6 sided structures.

From



Bishopgate


WORKING WITH YOU:

PLANNING AND CONCEPTION:

The first stage of the project involves a Gunnebo vault consultant conducting a client visit. This includes an initial discussion focusing on the client's security requirements and objectives. The consultant will then suggest a vault room design which conforms to all of your needs. Upon design finalisation, the client will be presented with a project schedule.

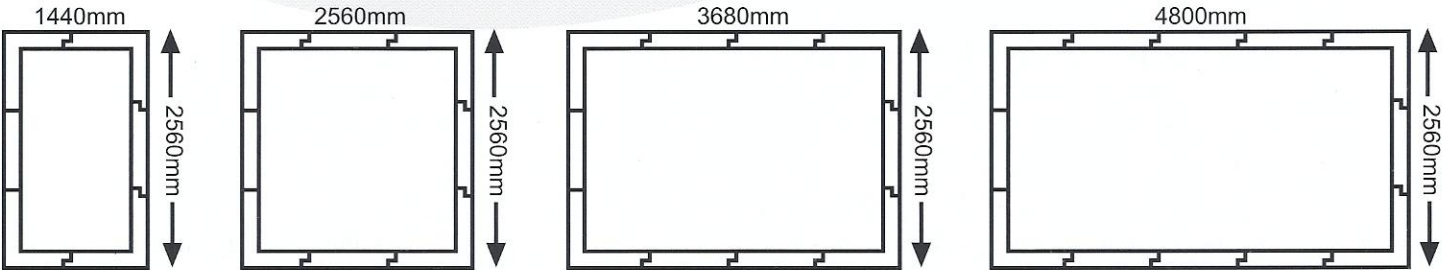
INSTALLATION - THE COMPLETE SERVICE:

Our Chubb safes InstaVaults are delivered and installed by trained Gunnebo installation teams. Prior to installation, a full and comprehensive installation survey will be undertaken and incorporated into any proposal. The flexibility of the installation process is evidence of Gunnebo's commitment towards ensuring the cost and time efficient completion of your project. Throughout the process our Gunnebo consultant will be on hand to discuss all aspects of your project.

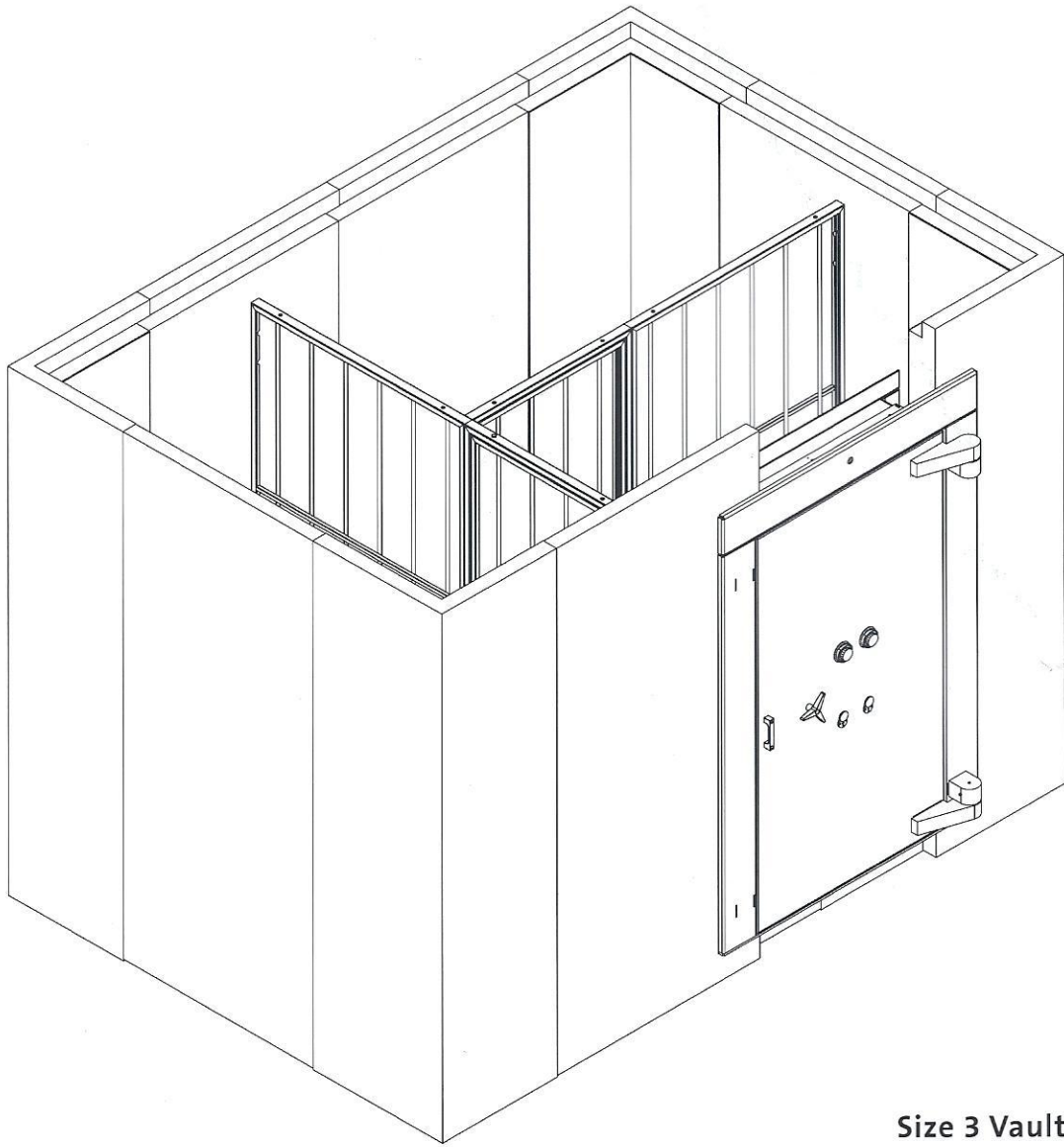


Product Specification



Grade	External			Internal			Wall Thickness (mm)
	Height (mm)	Width (mm)	Depth (mm)	Height (mm)	Width (mm)	Depth (mm)	
Size 1	2400/2700	2560	1440	2080/2380	2240	1120	160
Size 2	2400/2700	2560	2560	2080/2380	2240	2240	160
Size 3	2400/2700	2560	3680	2080/2380	2240	3360	160
Size 4	2400/2700	2560	4800	2080/2380	2240	4480	160



Customisable to any size or shape.



Size 3 Vault shown.



Chubbsafes
Trusted the world over.

Members of the Gunnebo Security Group

Authorised distributor:



Bishopsgate Int (Nig) Ltd
52a Campbell Street
Lagos Island CBD
Lagos State 100221

Tel. +234 (700) 247-4677-4283

Email: sales@bishopsgate-nq.com

Web: www.bishopsgate-nq.com