

SPEEDSTILE BP

DS *series*



PRODUCT DATA

From  Bishopsgate

GUNNEBO[®]
For a safer world

SPEEDSTILE BP DS series

Bi-parting Speed Gate for Internal Installation

Motorised sliding Bi-parting wings

Architects and Interior Designers have always been at the forefront in introducing new materials. Gunnebo embraces this philosophy in the SpeedStile DS series with exciting new materials, selection of finishes and lighting effects. Finishes and ergonomic shapes that capture the designer's imagination. A new stylish and flexible design able to virtually blend infinite aesthetics within architectural interior needs, still including security features and performances from Gunnebo experience.

Applications wherever high aesthetics is a value. Applications include Government, Finance, Banking, Retail, Telecommunications, Information Technology, Publishing, Leisure, Education...

MODE OF OPERATION

Passage in one or both directions electronically controlled. On receiving a signal from the access control system, or remote control, the wings open (Normally Closed NC).

If an unauthorised person tries to tailgate or attempts to enter from the opposite direction, the in-built alarm system is activated. If within the pre-set timeout no passage has occurred, the lane will close and reset.



Normally Closed

Normal Use
(steady)

Alarm Conditions
(flashing)



Green arrow
Authorized use or designated free passage
Proceed through the unit

Emergency / Fire exit



Red cross
(Unit in use or no passage)
Passage not authorised


Alarm, fraudulent condition or technical alarm



Standard	•	•	•	•	•	•	○	○	○	○
Wide	•	•	•	•	•	•	○	○	•	•

Plain dot indicates the functionality is implemented, empty dot indicates some limitations, no dot indicates not available.

SECURITY FEATURES



Tailgating/piggybacking attempt

Wrong way direction/intrusion attempt

Fraud Detection through sophisticated and proven algorithm

- Intrusion
- Tailgating
- Piggybacking
- Wrong way direction
- Leave aisle timeout
- Anti-crawling flap leaf barrier

SAFETY FEATURES

- Safety force sensing
- Accurate presence sensing
- Emitter/receiver infrared sensors technology
- Logic voltage 24 Vac

- Voltage free contact input for Fire Alarm fail state
- Fail-Safe via battery back-up opening (option)
- Wide walkway for wheel chair or easier access
- Accompanied wheelchair or Child passage management

For security and safety reasons children must be supervised by an adult at all times in the vicinity of an active lane. Any child being escorted through the lane must always precede the accompanying adult during passage.

From



Bishopsgate

BP

SPEEDSTILE DS series

DESIGN / CONSTRUCTION

DS series modern and stylish design, steel frame construction with robust technopolymer shells and inlay to allow a vast selection of finishes and customisation.

Short cabinet length (N/C)

Standard passage way 550mm and **Wide** passage (900mm) available. Available also as **Combi** - centre cabinet with narrow (550mm) passage in one side and wide (900mm) passage on the other side

LED way-mode indicators flush mounted within the end leg, with illuminated symbols.



Green Arrow



Red Cross

LED red-green indicators horizontal and vertical into the walkway.




In order to create a lane it is necessary to have one right and one left cabinet. To create more than one lane, use one or more centre or combi cabinets. Select cabinets according to the number of lanes and passage width desired.

Two lane configuration comprising of 1N°L, 1N°C and 1N°R cabinets



Two lane configuration comprising of N°1 LW, 1N°CLW and 1N°R cabinet.




FINISHES / CUSTOMISATION

DS series includes applied film chrome mirror finishing for the cabinet plinth and applied film Matte Grey Aluminum for the inlay, technopolymer sides pearl white gloss finishing, wings 15mm clear acrylic.

Standard finishes further comprise:

Side Panels optional finishes selection

Lid, End Legs inlay Applied film finishes Carbon Fiber Black, Anthracite, White and more available



OPTIONS & ACCESSORIES

- DS series finishes and materials
- LED lighting effects
- Card reader integration
- Battery back-up
- Digital LCD counter
- Remote control systems

From



Bishopgate

BP

SPEEDSTILE DS series

ACCESS SPECIFICATIONS

Flow rates by type of Reader (1)			Disabled Access	Emergency Egress
Insertion Type	Swipe	Proximity		
20 PASSAGES / MN	30 PASSAGES / MN	40 PASSAGES / MN	● (2)	●

- (1) Approximate figures
- (2) 900mm net passage way and algorithm able to manage wheelchair access

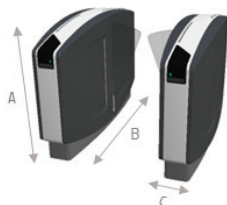
ELECTRICAL DATA & CONDITIONS OF USE

Power Supply	Power Rating		Battery Back-up	Fire Signal	Operating Temperature	IP Rating	Noise Level
230VAC 50HZ(1)	10VA STAND BY	345VA IN OPERATION	FOR 1 LAST OPERATING CYCLE(2)	INPUT FOR VOLTAGE FREE CONTACT	+5°C TO +40°C RH 95% NO CONDENSING	IP20	LESS THAN 55dB(2)

- (1) 115Vac 60Hz also available
- (2) Option
- (3) Note: Average background noise in office environment is 50-55dB

DIMENSIONS & WEIGHTS

	Overall Height	Passage Width	A Cabinet Height	B Cabinet Length	C Cabinet Width	Weight (kg)	
						Side Cabinet	Centre Cabinet
STANDARD SHORT LANE	950	550	950	1448	300	120	145
WIDE SHORT LANE	950	900	950	1448	480	145	190



dimensions in (mm), weight net (kg), might require lifting equipment. For details refer to installation detail drawings

INSTALLATION & MAINTENANCE

Product Delivery	Application	Site Preparation (1)	Cabling & Conduits (2)	Control Board Location	Systems Integration(5)	Maintenance Access	MTTR(3)	MCBF(4)
FULLY ASSEMBLED	INDOOR	FLAT & LEVEL FINISHED FLOOR +/- 5mm	THROUGH THE GROUND	IN MASTER SPEEDSTILE CABINET	27 DIGITAL INTERFACE I/O RS232 RS485	THROUGH LATERAL PANELS	LESS THAN 30 MINUTES	4 MILLION

- (1) Bolting depth MIN 70mm, concrete MIN fckcube30N/mm² resistance, MIN 1500mm x 500 (750 for wide and combi) x 150mm deep
- (2) Running MIN 140mm below finished floor level, should rise MIN 50mm from foundation
- (3) Mean time To Repair
- (4) Mean Cycle Between Failure
- (5) Potential free contact for card reader input
- (6) New Electronic platform with in-built RS485 and COMR1 switching interface

It is the customer's responsibility to ensure the structural integrity and strength of the installation location. Data provided is for information only, please refer to your usual Gunnebo Customer Service contact in order to prepare the installation site.

THE JOURNEY TOWARDS A SAFER FUTURE STARTS AT THE ENTRANCE

Bishopsgate Int (Nig) Ltd
 52a Campbell Street
 Lagos Island CBD
 Lagos State 100221
 Tel. +234 (700) 247-4677-4283
 Email: sales@bishopsgate-nq.com
 Web: www.bishopsgate-nq.com

GUNNEBO®
 For a safer world